

**— Before Class —****Lesson Aims**

1. To teach the children that because of his obedience, God saved Noah and his family.
2. To teach that God requires obedience of us too.
3. To teach that children can obey God by obeying their parents and other authorities.
4. To assure the children that God takes care of us just as He saved Noah in the Flood.

**Inspiration for the Teacher**

*Find out what God would have you do,  
Perform that service well;  
For what is great and what is small,  
'Tis only He can tell.*

Perhaps you think teaching small children at summer Bible school is a small service. But do it well. Only God knows the impact of your efforts.

John Wesley gave this advice: “Do all the good you can, by all the means you can, in all the ways you can, in all the places you can, at all the times you can, to all the people you can, as long as ever you can.”

**Supplies You Will Need****NECESSARY**

- Scissors
- Crayons
- Glue and transparent tape
- Lesson picture for each child to paste on to page 2 of the pupil workbook
- Wall poster for Lesson 1 for reviewing the story and the memory verse
- Lesson 1 memory verse craft sheet for each child for the memory verse craft, p. 5 of this teacher guide
- Additional piece containing animals for the memory verse craft for each child (*You will find this piece on page 10 of the memory verse craft packet.*)

**OPTIONAL**

- A small Lego set with colored picture directions (or any other set of picture directions that kindergarten children can understand) for Optional Lesson Introduction, #2 on the next page
- Object to represent “hot potato” for revisiting the memory verse, p. 6
- Playdough for each child for suggested playdough activity, p. 6

## — Teaching Lesson 1 —

### Welcome Your Pupils

### Praise and Worship God

As your class assembles for the first time, help them understand that they are here at Bible school to learn about God. Impress upon them that God is great and mighty, and we worship Him and pray (talk) to Him. Demonstrate prayer by praying aloud before the lesson. You might want to pray for each student by name and thank God for their presence in your class.

### Optional Lesson Introductions

*Note: You may use one of the suggestions from this section of each day's lesson to introduce the Bible story to the children. Or you may prefer to simply delve right into the story.*

1. Hand out the children's workbooks. Give each child the lesson picture of Noah to paste on page 2 in his workbook. Let the children look at the picture while you tell the story of Noah and the ark.
2. Show the children the Lego directions you have brought to class. Discuss how instructions help us to make things correctly. Demonstrate with the Lego blocks that our project will not turn out right if we don't obey the directions. Our lesson today is about a man to whom God gave directions. Did he obey God's directions?

### Tell or Read the Story—Bible Story Text: Genesis 6

#### NOAH BUILDS A BIG BOAT

Long, long ago, God created a beautiful world. He created people to live in the beautiful world. God wants everyone to love Him. God wants fathers and mothers to worship Him and pray to Him. God wants fathers and mothers to teach their boys and girls about God. But after awhile people forgot about God. They did not love God. They did not worship God. They were not kind to each other. Fathers and mothers did not teach their boys and girls about God. The people God made were not happy. The world became a terrible place to live. God was very sad.

So God said, "I will destroy the whole earth." But God saw one man. One man still loved God. One man still worshiped God. One man taught his boys about God. This man was Noah. The Bible says, "Noah . . . was perfect . . . and walked with God."

Now Noah was a very old man—older than your dad, even older than your grandpa! He had more than five hundred birthdays, but he still listened carefully when God talked to him. God told Noah to build an ark—a big, big boat—because He was going to destroy the world with a flood. Noah and his family would be safe in the ark.

God told Noah exactly how to build the ark. Noah made it just like God said. When the ark was finished, it had one window and one door. It had a basement and a main floor and an upstairs. Then Noah and his wife and his three sons and their wives all gathered into the ark.

Finally God brought the animals—two of every kind. Two bears. Two rabbits. Two tigers. Two squirrels. Two zebras. Two cats and two dogs. Two turtles. Two crows. Two pigs and two lions. Imagine the zoo—two of every kind of animal! But Noah and his family were ready to live in the ark. They had stored lots and lots of food in the ark just like God said.

## Lesson 1, Noah Builds a Big Boat

Then God shut the door.

It began to rain. It rained and rained and rained and rained till the trees were covered and the hills were covered, and still it rained some more. It rained till the mountains were covered with water. Forty days and forty nights the rain poured. But Noah and his family and the animals were safe in the ark.

At last the rain stopped. The ark landed in the mountains. Noah and his family waited a long time for the water to go down. Can you imagine how happy they felt the day they stepped out of the ark? After all that time, Noah still loved God. He did not forget God. The first thing he did was build an altar and worship God. God was pleased with Noah.

God put a special sign in the sky as a promise. Can you guess what it was? It was a beautiful rainbow. God promised Noah He would never destroy the world with another flood. Rainbows remind us of God's promise to Noah.

### Lesson Picture

#### Workbook page 2

If you haven't already done so, give each student the picture of Noah to paste on page 2 of their workbooks. Allow time for the children to look at the picture and talk about Noah and what they remember from the story.

### Teach the Memory Verse

#### Workbook page 2

When the Bible says that Noah walked with God, it means he listened to God and obeyed God.

Practice the memory verse several times together.

Lesson

# 1


## Noah Builds a Big Boat

Genesis 6

God made a beautiful world for people to live in. But people disobeyed God. The world became a terrible place. God decided to destroy the world.

But Noah loved God. God told Noah to build an ark, and Noah obeyed God. Noah, his wife, his three sons, and their wives went into the ark. Noah took two of every animal into the ark.

God sent rain for forty days and nights. The earth was covered with water. All the wicked people died, but Noah's family was safe inside the ark with the animals. When the flood was over, God put a rainbow in the sky.



**Bible Memory Verse**  
*Noah walked with God. Genesis 6:9*

2

### Interactive Coloring Exercise

#### Workbook page 3

Use the following instructions to help the children complete and color the picture:

1. God sent a lot of rain on the earth.

*Trace the raindrops. Color them blue.*

*(cont. next page)*

2. God shut the door so the people and animals would be safe inside.

*Trace the door and color it.*

3. Noah obeyed God and made the ark of good, strong wood.

*Color the ark brown.*

4. God kept the fish safe in the water.

*Color the fish your favorite colors.*

### Take-Home Memory Verse


#### Craft: Noah's Ark

##### Have these items ready:

- Worksheet for each child containing the memory verse craft for Lesson 1
- Additional piece for each child from page 10 containing animals to tape inside the door of the ark
- Scissors
- Transparent tape and/or glue

Lesson 1

**Noah built an ark just like God said.**



**Lesson Rhyme**

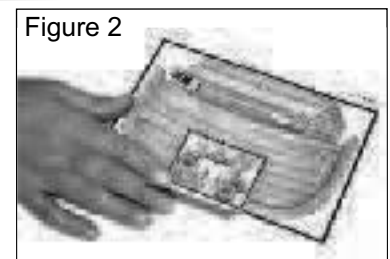
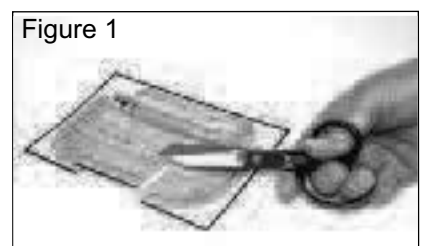
The rains came down; the floods rose high,  
But God kept Noah safe and dry.

3

##### Directions:

Give each student the craft sheet and the additional picture you have removed from the craft sheet packet. Instruct them to do the following:

1. Cut out the piece containing the animals. Set it aside.
2. Fold the ark piece in half along the dotted line. Tape the outside edges of the folded piece together.
3. Starting at the fold, cut through both layers on the vertical dotted line on either side of the door of the ark. Do not cut across the horizontal line at the top of the door!
  - *Help each child cut through the top layer only on the horizontal line above the door. Be careful not to cut the bottom layer. See Figure 1.*
  - *Help each child repair all cuts in the bottom layer with transparent tape. This will leave a fold-down door with a solid layer behind it.*
4. Pull down the door and tape the animals onto the white space behind so that they are visible when the door is opened, but disappear when it is closed. See Figure 2.



Review the memory verse again. Tell the students they may take their arks home at the end of the class period today. Encourage them to recite the verse on the ark to their parents at home.

## Wall Poster and Lesson Rhyme

Take the children to the wall poster and teach them the rhyme for Lesson 1. Add motions to the rhyme if you like, or have the children march or clap in rhythm to the words of the rhyme. Repeat it enough times that they can remember it on their own.

## Story Review

### Workbook page 4

Read the questions to the students. Help them select and circle the appropriate answers.

## Revisit the Memory Verse

Practice saying the memory verse several times together. Then play this variation of Hot Potato. Pass an object from one student to the next in a rhythmic manner, passing the object to the next student on each syllable as you say the verse. When the verse ends, the student holding the object may say the entire verse. Continue until each child has had a turn to repeat the verse himself.

## Playdough Activity

*(Suggestion: Store the dough for each child in a marked container with a tightly-fitting lid.)*

Show the children how to create a simple chunk man with a playdough ball head to represent Noah. Discuss how Noah obeyed God even though the world was full of wickedness. Form an ark out of clay as you discuss how God kept Noah safe in the ark during the Flood. Let the students copy your ark. They may want to make some animals for the ark.

## Outdoor Lesson Game: Noah, May I?





Play the game like “Mother, May I?” Have the children line up horizontally behind a designated line some distance away from you. One by one, instruct each child to take so many steps toward you as you describe them. Before he takes a step, however, each child must ask, “Noah, may I?” If he forgets to ask permission, he loses his turn to step toward you.

Be creative with naming the kinds of steps to remind them of Noah’s ark construction—hammer hops, sawing slides, and so on. Demonstrate what you mean by each kind of step. As each child reaches you, he drops out of the game and waits quietly till everyone reaches the goal.

Remind the children that because Noah obeyed God’s instructions to build the ark, God kept his family safe.

Lesson 1, Story Review

**Circle the correct answer in each box.**

|   |  |
|---|--|
| <b>1.</b> Who walked with God?  | <b>2.</b> What did God tell Noah to do?  |
|   |   |
| <b>3.</b> How many people went into the ark?  | <b>4.</b> What else was safe in the ark?   |
|  |  |

4

## Application Exercise

Workbook page 5

### God Wants Me to Obey

Tell the children that Noah obeyed when God told him to build the ark.

God wants children to obey too.

Whom should children obey?

*(Their parents, the teachers at Bible school and Sunday school, the preacher at church, etc.)*

God is pleased when children obey the people who want them to do right.

Help the children decide whether they should obey the people pictured on this page.

*(They should not obey a baby or a person who is in prison for doing wrong.)*

## Read-Aloud Application Story

### THE FORBIDDEN RIDE

by Elsie Hoover

*God doesn't come and speak to us in a voice we can hear and give us instructions like He did to Noah. So how can children obey God? By obeying their parents. In this story Mom gave the girls some instructions. Did the girls obey God?*

"Mom, may Ginny and I ride our tricycle along the road?" asked Debbie.

"Yes, you may, but don't go across the railroad. You can't see the cars come over the hill."

"All right, we'll be careful," said the girls. Away they ran.

Debbie and Ginny had only one tricycle, so Debbie sat on the seat and pedaled while Ginny stood on the back and pushed with one foot.

After pedaling furiously up the hill to the railroad, they turned around and came back to the house. The tricycle rolled so fast down the hill that their hair flew straight out behind them.

Every time they got to the railroad they could see the hill on the other side. It was such a nice, long hill.

"We could go so much faster on the other side!" said Debbie. She could imagine how much fun it would be.

"But remember, Mom said we can't," replied Ginny.

"Yes, I know," sighed Debbie. So they rode back to the house.

Soon they were back at the railroad again. "We could take just one ride on this side," said Ginny. "If we go fast, it won't take long. Mom won't know we went."

"All right! You sit on the seat and I'll push," agreed Debbie, even though she felt guilty, disobeying Mom.






They were almost at the bottom of the long hill when suddenly the front wheel went sideways. Both girls flew off the tricycle.

Application Exercise, Lesson 1

## God Wants Me to Obey

Noah obeyed when God told him to build the ark.  
God wants us to obey too.

**Circle the people God wants us to obey.**

5

## Lesson 1, Noah Builds a Big Boat

“Oh, no!” said Debbie. Ginny was sitting on the side of the road, holding her shoulder and crying loudly. Debbie helped her up and the girls walked slowly back to the house.

“What happened?” asked Mom.

“We went down the hill on the other side of the railroad,” said Debbie.

“And we fell off the tricycle, and I hurt my shoulder bad,” cried Ginny. “I told Debbie to do it. I’m sorry we didn’t obey you.”

Mom took Ginny to the doctor. She had a broken collar bone. Ginny would have to wear a brace for a long time.

Debbie wasn’t hurt as much as Ginny, but she had a few scratches on her knees and elbows. Debbie told Mom, “I wouldn’t have these scratches, and Ginny wouldn’t have to wear a brace if we had obeyed you.”

“That’s right,” said Mom. “God wants children to obey their parents. When you obey me, you are obeying God too.”

## Wiggle Time Activity

Remind the students that Noah obeyed God. To reinforce the theme of obedience, play “Simon Says.” The teacher should be “it” first. Give such instructions as, “Simon says, Raise your arms up high,” or “Simon says, Clap your hands,” and so on. If you give a command without the words “Simon says,” the children are not supposed to do that action. Those who are not listening carefully and do it anyway are “out.” When the children get familiar with the game, let them take turns being “it.” Remind them that we must listen closely to God’s commands and do them just as He instructs us.

## Optional Worksheet

Workbook page 42

### God Takes Care of Me

Ask the children how God took care of Noah and his family.

*(He told Noah how to build a boat for his family and the animals so they would be safe from drowning when the Flood came.)*

Discuss each picture before the students draw the lines to connect the matching pairs.

How did God take care of the boy who was outside when it rained?

*(The boy had a house to go inside where he was warm and dry when it rained outside.)*

How did God take care of the boy who was hungry?

*(He provided good food to eat.)*

How did God take care of the girl who was very tired?

*(He helped the girl go to sleep in her soft, warm bed.)*

Lesson 1, Optional Worksheet

### God Takes Care of Me

God took care of Noah and his family. He takes care of me too.

Draw lines to show how God took care of these children.

42

## Singing

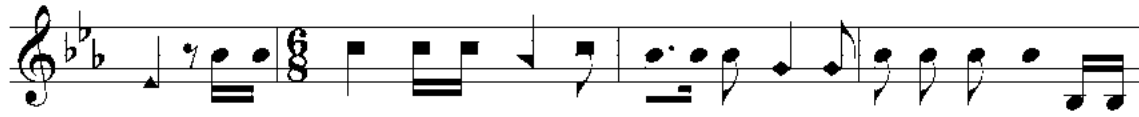
Teach the students the following song.

# God Told Noah to Build a Big Boat

Source Unknown



God told No-ah to build a big boat. "O Lord," said No-ah, "How can\_ it



float?" Nev-er mind," said the Lord, "Go build a big ship, and I'll send the rain for the



wa-ter-y trip." The an-i-mals entered the ark two by two. "Ha, ha," laughed the



peo-ple, it looks like a zoo!" At last the rain came; they all climbed a-board. The



door of the ark was shut by the Lord. It rained and it rained and it



poured and it poured. The peo-ple all drowned who weren't right with the Lord.

©1980 by Elmina Yoder and Lula A. Miller. All rights reserved. Used by permission.