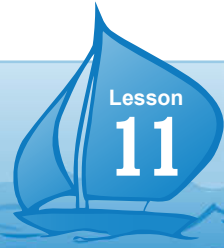


# Section 3



Lesson  
**11**

## Describing Words; Verbs That Do Not Show Action

### Describing Words

Describing words tell something about a noun. They come in front of nouns. They tell *how many* or *what kind*. They may tell the size, color, or shape of things.

Describing  
Words


How many?

What kind?

What kind? **spotted** leopard

How many? **one** leopard

What kind? **tall** tree



One spotted leopard slept in a tall tree.

↑  
describing word

↑  
noun

↑  
describing word

↑  
noun



**A** Underline the nouns.  Circle the describing words.

1. The blue scissors are in the drawer.
2. Four strong mules pulled the heavy load.
3. Would you like to catch several fish?
4. The old wooden spoon has a short handle.
5. One red cardinal sang from the snowy branch.

**B** Write describing words to tell something about the nouns.

- 6. \_\_\_\_\_ girls roasted \_\_\_\_\_ marshmallows.
- 7. The \_\_\_\_\_ boy caught a \_\_\_\_\_ fish.

## Verbs That Do Not Show Action

Most verbs are action words. They *snap*, *pop*, *sparkle*, and *shine*.  
They *hobble*, *wobble*, *dart*, and *dash*.

am  
is  
are  
was  
were

Some verbs do not show action. *Am*, *is*, *are*, *was*, and *were* are words that do not show action. Memorize these verbs.

That dump truck **is** full.

We **were** thankful for the rain.



**C Underline the verbs that do not show action.**

8. are      was      is      skip      am      peep      were

**D Circle the action verb.**

**Underline the verb twice that does not show action.**

9. The older children are in the basement.
10. Janelle rode a bike in the tunnel.
11. Tom and Harry were good workhorses.
12. My grandmother sailed from England.
13. I am my father's helper.

**E Circle the correct homophones.**

14. **To**, **Two** of Sarah's sisters went **to**, **too** the zoo **to**, **too**.
15. They wanted **to**, **two** see the **too**, **two** polar bears.

**F Circle the sound of the underlined letters.**

16. pond      ä      aù      18. plow      ä      aù
17. pronoun      ä      aù      19. wasp      ä      aù

## We Remember

**G** Write the abbreviation.

- |           |           |           |
|-----------|-----------|-----------|
| Tuesday   | Wednesday | Monday    |
| _____     | _____     | _____     |
| 20. _____ | 21. _____ | 22. _____ |
| _____     | _____     | _____     |

**H** Put a check in the box if the comma is used correctly.

23.  May, 18 1980
24.  Hagerstown, MD
25.  September 11, 2001

**I** Change this fragment into a sentence.

the colorful trees

○ 26. \_\_\_\_\_

**J** Circle the correct choice.

27. A **glossary**, **guide word** is a small dictionary.
28. The glossary has **entry**, **guide** words at the top of each page.
29. A **sentence**, **fragment** is not a complete thought.

**K** Underline the singular nouns.

Circle the plural nouns.

30. The darker the sky became, the brighter the stars shone.
31. A boy chased the calves across the field.
32. The ladies from church picked and shelled peas for Aunt Betsy.

**L** Match the words and abbreviations.

- |                |       |             |      |
|----------------|-------|-------------|------|
| 33. kilogram • | • sec | 38. gram •  | • oz |
| 34. second •   | • c   | 39. pint •  | • g  |
| 35. pound •    | • hr  | 40. ounce • | • m  |
| 36. hour •     | • kg  | 41. yard •  | • yd |
| 37. cup •      | • lb  | 42. meter • | • pt |

**M** Underline the verb twice.   
Underline the main noun once.


43. The faithful sheepdog guarded the sheep.
44. The Eskimos fished on the lake.
45. Wanda made scrambled eggs for breakfast.
46. The brown rabbit darted across the narrow road.
47. Several blue and white jets left the airport.

## Penmanship



*Remember to make good loops and slants in your letters.*

Take time to work neatly and carefully. Think about what you are doing. You are happiest when you do your best.



**N** Trace and copy the *j*'s, *y*'s, and *z*'s on page 63.

48. Did you do your penmanship neatly and carefully?      **yes**      **no**

## Spelling

## Spelling Words

brace	decide	grace	news	Tues.
carry	drew	mice	stuff	Tuesday
chair	fell	Miss	there	who

When *c* is followed by *e*, *i*, or *y*, it usually says *s*.  
 When *c* is followed by *a*, *o*, or *u*, it usually says *k*.

cycle      cutter

**O** Circle *k* or *s* to show the sound of *c*.

Underline the vowels that make *c* say *k* or *s*.

49. grace      k    s    |    decide      k    s    |    carry      k    s

**P** Write a spelling word in each blank.

50. information about something that has happened \_\_\_\_\_

51. to hold something while moving it \_\_\_\_\_

52. to strengthen something \_\_\_\_\_

53. special help from God \_\_\_\_\_

54. title of respect for an unmarried woman \_\_\_\_\_

55. a homophone for *their* \_\_\_\_\_

**Q** Write Section 3 spelling words on other paper.