

4



- Count by 1's from 51 to 100.
- Practice your D flash cards.
- Do Speed Drill 4 on page 67.
- Record your score on the graph on page 65.

I passed the pretest in Lesson 3.

Now I will do the pretest on pages 15 and 16.

I may also do *Extra Activity Sheet* (1, 2, 3, 4, 5, 6, 7).

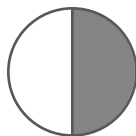
I did not pass the pretest in Lesson 3.

I will do all of Lesson 4.

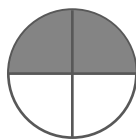
Practice Set – Fractions

Follow the directions.

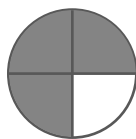
- 1.** Color $\frac{1}{2}$ of the circle.



- 2.** Color $\frac{2}{4}$ of the circle.



- 3.** Color $\frac{3}{4}$ of the circle.



Lesson 4


What part of the barns have painted roofs?



- $\frac{1}{4}$ $\frac{3}{4}$ $\frac{2}{4}$

Circle $\frac{1}{2}$ of the pigs. Write the answers.

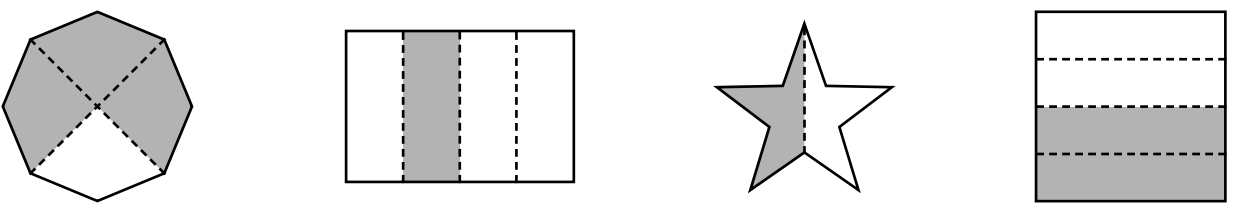
Circles may vary.



$4 + 4 = \boxed{8}$

$\frac{1}{2}$ of 8 = $\boxed{4}$

Mark the circle to show the colored part of each object.

6. 

$\frac{1}{4}$ $\frac{3}{4}$ $\frac{2}{4}$ $\frac{1}{4}$ $\frac{2}{4}$ $\frac{1}{2}$ $\frac{1}{3}$ $\frac{1}{4}$ $\frac{1}{2}$ $\frac{2}{4}$ $\frac{1}{4}$ $\frac{1}{3}$

➤ ➤ ➤ **Pretest – Numbers** ⏪ ⏪ ⏪

Box the odd numbers. Circle the even numbers. (1 point each.) [9]

1. 5 6 7 8 34 36 37 39 4

Write the numbers. (3 points each.) [9]

2. three hundred sixteen 316 sixty-five 65

four hundred six 406

Write the number for each place. (3 points each.) [9]

3. 381
- 1 ones place 8 tens place
- 3 hundreds place

Write the numbers that come before and after. (2 points each.) [8]

4. 44 45 46 126 127 128

Lesson 4

Fill in the blanks. (2 points each.) [8]

5. $100 + 10 + 10 + 10 + 10 + 10 + 10 + 1 + 1 + 1 + 1 = 164$

hundred + 6 tens + 4 ones = 164



Order the numbers from largest to smallest. (4 points.) [4]

6.

24

43

32



43

32

24




Order the numbers from smallest to largest. (4 points.) [4]

7.

243

342

324



243

324

342

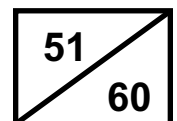
Mark the number that comes between 35 and 45. (9 points.) [9]

8.

43

55

24



5



- Count by 5's to 100.
- Practice your E flash cards.
- Do Speed Drill 5 on page 68.
- Record your score on the graph on page 65.

I passed the pretest in Lesson 4.

Now I will do the pretest on pages 20 and 21.

I may also do *Extra Activity Sheet* (1, 2, 3, 4, 5, 6, 7).

I did not pass the pretest in Lesson 4.

I will do all of Lesson 5.

Practice Set – Numbers

Write the number for each place value.

1.

682

2 ones place

8 tens place

6 hundreds place

891

1 ones place

9 tens place

8 hundreds place

Box the even numbers. Underline the odd numbers.

2.

24

3

83

55

48

6

Lesson 5

Write the even numbers that are less than 10.

3. 0 2 4 6 8

Write the numbers that come before and after.

4. 12 13 14 77 78 79 32 33 34

5. 10 11 12 55 56 57 6 7 8

Write the number that comes between.

6. 55 56 57 61 62 63 124 125 126

Fill in the boxes.

$$100 + 100 + 10 + 10 + 10 + 1 + 1 = 232$$

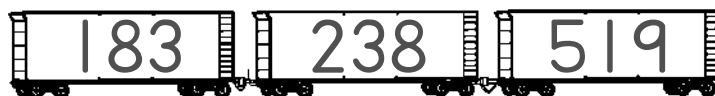
7. hundreds + tens + ones =

$$100 + 10 + 10 + 10 + 10 + 10 + 1 + 1 + 1 + 1 + 1 = 155$$

8. hundred + tens + ones =



Write the numbers from smallest to largest on the boxcars.

9. 183 519 238



Order the numbers from smallest to largest.

10. 65 56 34 47



Write the numbers.

11. three hundred fifty-nine

12. seventy-five

13. one hundred forty

14. thirty-eight

15. fifteen

Choose even or odd.

16. 23 even odd

17. 56 even odd

18. 18 even odd

19. 35 even odd

Lesson 5

➤ ➤ ➤ Pretest – Money ◀ ◀ ◀

Count the money and write the amount. Use the ¢ sign for Numbers 1 to 5. Use the \$ sign for Number 6. (1 point each.) [6]

1. 

2. 

3. 

4. 

5. 

6. 

Write the amount. Use \$ and decimal signs. (1 point each.) [6]

7. one dollar and fifty-seven cents

8. seven dollars and ten cents

9. two dollars and twenty-four cents

10. three dollars and twenty-six cents

11. one dollar and twenty cents

12. four dollars

Read the amounts in Numbers 7 to 12 to your teacher.

(1 point each.) [6]

△ 13. I read _____ amounts correctly.

