

PART 2

Using Apostrophes

We use *apostrophes* in contractions. *will not = won't*
 We use *apostrophes* to show that something *belongs* to someone or something.



The doll *belongs* to Kim.
 This is *Kim's* doll.

Joe's bat
cat's fur
tiger's tail



belongs (bĭ • lɔngz) - The fishing pole *belongs* to Ben.



1. Circle the word that tells whose it is.

Tony's cap

cow's horns

pet's cage

bird's beak

teacher's pen

book's page

Mom's cup

Dad's saw

Jane's bookmark



2. Put apostrophes where they belong.

Toms hand

suns rays

Dads smile

cats paw

Jacks bat

whales spout



3. Read the words three times.

I can read _____ words in 1/2 minute.



blind	find	most	tie	my	kiss	bike
kind	bind	post	pie	by	miss	quite
wind	rind	Yost	lie	shy	dish	shine
mind	both	host	die	why	quilt	dime



blind	kind
find	mind

More Long Vowel Sounds



blind



4. Mark the vowels.

Circle the consonant blends.

mind bind post most kind find



5. Circle the words that need capital letters.

jesus blessed the children.
 the children sat on His lap.
 jesus healed the man.
 god made many things.

you may play with steve.
 our god is a great god.
 jane and i will clean the car.
 i went for a walk on monday.



6. Divide the two little words.

into snowball seaport hatrack

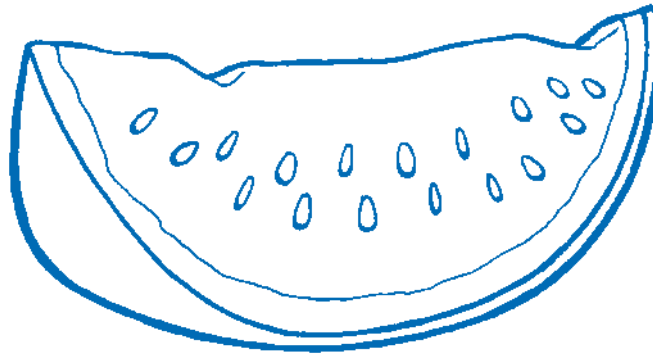
Lesson 4

 7. Color the words that describe the picture.

good

sour

red



sweet

seedy

 8. Put periods or question marks in the sentences.

The grass is green

We left on July 25, 1995

Did you go on a trip

Are you happy

 9. Draw a line to the right word. Remember a **statement** *tells* and a **question** *asks*.

How much did you grow last year?

the wooden post

Both of us may go.

statement

question

phrase

 10. Circle the word that means more than one.

boxes

shelf

 11. Turn to page 45.

Write Sentence 4 on the lines.

Spelling

find here into new saw



12. Write the words.

sò _____ nū _____ ïn-tü _____



13. Match the words that rhyme.

here	true	find	blue	saw	law
new	fear	into	cow	most	come
any	many	now	blind	from	boast



14. Do what the sentences say.

Underline the compound word.

find

Box the word with an ending blend.

here

Circle the word that rhymes with *thaw*.

into

Draw a line through the word that tells where you are right now.

new

Put an X on a word with the *ü* sound.


saw



15. Today you may finish your Creative Writing.



ild = ïld

1. Mark the vowels. Circle nine consonant blends. Underline five consonant digraphs.

mild

child

wild

shine

mind

both

host

chin

post

tie

most

toast

go

bind

shop



2. Draw a line to the number of syllables.

tiny

1

sunshine

played

1

looked

where

2

shouted

helpful

2

loved

find

ring

seashore

baby



3. Underline the right words.

Shirley and I, I and Shirley ate **a, an** orange.

I **am, is** in the shop, but the boys **are, was** in the yard.

I **were, was** at home with Mother.

The other children **was, were** at Uncle Joe's house.



4. Read the words three times.

I can read _____ words in 1/2 minute.



wild	find	host	square	tie	chip
mild	kind	post	squirt	pie	fill
child	both	squeal	quite	fly	hoe
blind	most	squint	time	thy	choke



5. Put an apostrophe in the right place.

Circle the word that tells to whom it belongs.

cats fur	Toms toes	sun s rays
cars hood	childs toy	Jeans eyes
dogs bark	clocks hand	wagons wheel



6. Circle the words that need capital letters.

jesus is the children's friend.
joe and i played in the sand.
god is good to all.



7. Divide the compound words.

teapot	notepad	hotdog	treetops
sunset	fruitcake	raincoat	trashcan

Lesson 5



8. Draw a line to the right word.


Tommy and I ran a race.

the cute, tiny baby

What is in the big box?

the very sick child

The tiny baby is in her crib.



phrase

question

statement



9. Color the naming words orange.

Color the words yellow that describe.

The brown wooden bat

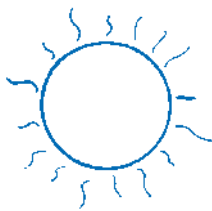
The tall fat snowman

The tidy little lady

The muddy blue dress



10. Circle two words that describe each picture.



hot

big

cold

big

short

long

thin

brown

fat



11. Turn to page 45.

Write Sentence 5 on the lines.

Spelling

find here into new saw



12. Write the spelling words in alphabetical order.

1. _____ 2. _____

3. _____ 4. _____ 5. _____



13. Write a spelling word in each blank.

Beth could not _____ her

_____ toy. Then she looked

_____ the toybox and _____

it. " _____ it is," she said.