

We all say ər.



1. Circle the letters that say ər.

Write the sound of er, ir, or ur on the lines.

fur	_____	girl	_____	hurt	_____	clerk	_____
shirt	_____	burn	_____	bird	_____	herd	_____



2. Underline the ər words to fit in the sentences.

The **boy, girl** hurt
her, his leg.

He has a rip in his **shirt,**
coat.

The **bird, finch** sang.

The cat has wet **feet, fur.**



3. Underline a word with a vowel blend.

Joy, Sue is playing.

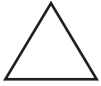
Do not **shout, fuss.**

Put **gas, oil** in the truck.

The **bird, owl** is brown.



4. Read the words 3 times.



I can read _____ words in 1/2 minute.

turn	church	girl	stir	squirm	her
fur	curb	birth-day	skirt	shirt	Bert
burn	curl	chirp	twirl	churn	boil-er
hurt	purr	bird	third	furl	blow-er



5. Circle the words with consonant digraphs.

birthday	church	shirt	stir
----------	--------	-------	------



6. Mark the vowel sets.

boat	May	chat	three
faith	shell	die	teach



7. Underline the words with consonant blends.

shirt	slurp	blower	skirt
twirl	blur	chirp	clerk

Lesson 2

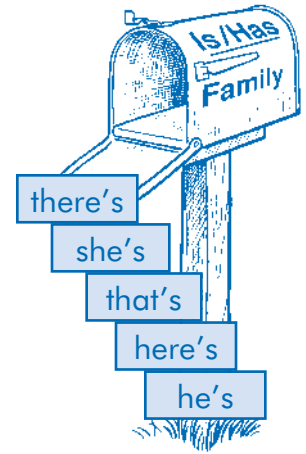
 **8. Color each set of words the same color as its contraction.**

here is she is

that has there's she's

here's he has there has

that's he's



 **9. Circle the words that need capital letters.**

we saw tom and his pet dog, fi-do, down by the lake.

 **10. Write your telephone number.**



 **11. Turn to page 47.**

Write Sentence 2 on the lines.

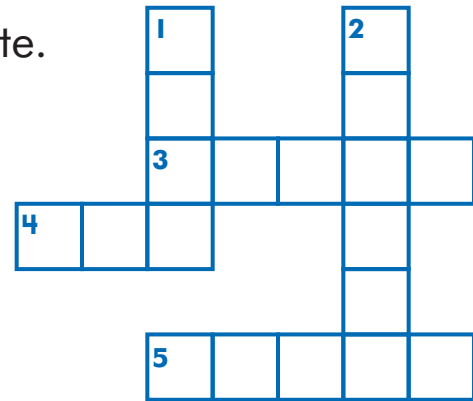
Spelling

after every her over purple



12. Write spelling words in the boxes.

- The horse jumped _____ the gate.
- Eat the _____ plum.
- Read _____ sentence.
- Put _____ book in the bag.
- Put the word _____ the number.



13. Write the spelling words with two syllables.

_____	_____
-----	-----
_____	_____
_____	_____
-----	-----
_____	_____



14. Write the letters that say *ə*.

after _____ her _____ over _____ purple _____



15. Let's have Creative Writing class.





worm

or = ər

W makes or say ər.

work

worse

worm

word



1. Circle the letters that say ər.

Underline the letter that makes or say ər.

word work her worm fur third



2. Write words from Number 1 on the lines.

Don't put the _____ on _____.



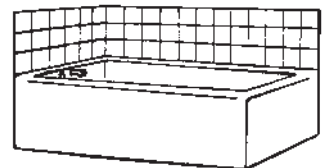
compound word (käm•paund wərd) - two little words that make one big word



soft|ball

Compound Words

bath|tub

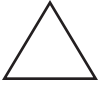


3. Match the words to make compound words.

note	bath	bed	room
bird	book	sun	shine




4. Read the words 3 times.



I can read _____ words in 1/2 minute.

word	worth	herd	third	fur	works
work	work-er	her	firm	burn	bird
worm	words	clerk	sir	hurt	soon-er
worse	wor-ry	jerk	shirt	turn	church



A compound word is two little words that make one big word.



5. Put a line between the two little words in each big word.

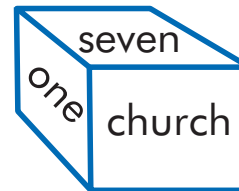
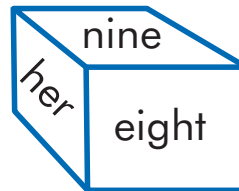
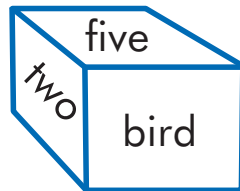
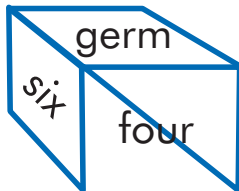
Circle four spelling words.

o v e r t u r n	a f t e r n o o n	r a i n b o w
e v e r y o n e	h e r s e l f	s u n s e t



6. Color the er words yellow.

Color the number words red.



7. Underline the word if er is a suffix.

preacher worker fern mixer jerk

Lesson 3



8. Underline the root words.

Circle the suffixes.

lovely quicker foxes worked wording



9. Turn to page 47.

Write Sentence 3 on the lines.

Spelling

after

every

her

over

purple



10. Write a spelling word that rhymes with each word.

stir

clover

rafter

_____	_____	_____
-----	-----	-----
_____	_____	_____



11. Write the letters to make words.

uepplr

eeyrv



12. Time for Creative Writing class.



