

PART 2


ü



tooth

__oo__

__ew



stew



1. Write oo or ew.

n _____

st _____ p

bl _____

dr _____

b _____ t

sp _____ n

t _____ t

fl _____

sm _____ th

Contractions



2. Match the contractions to the words.

wasn't

didn't

weren't

shouldn't

couldn't

isn't

did not

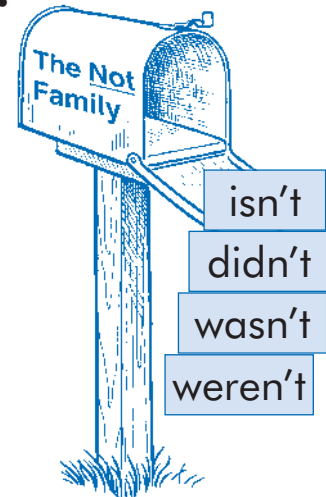
were not

was not

could not

should not

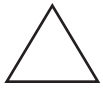
is not



Lesson 4



3. Read the words 3 times.



I can read _____ words in 1/2 minute.

broom	chew	smooth	stoop	spoon	cage
boot	new	spool	dew	brew	edge
booth	Jew	flew	moon	stool	badge
soon	blew	stew	crew	tool	wage



4. Circle the sound of the underlined letters.

ri <u>ce</u>	s	k	<u>br</u> idge	j	g	ho <u>s</u> e	s	z
<u>c</u> oat	s	k	<u>or</u> ange	j	g	ke <u>ep</u> s	s	z
ic <u>y</u>	s	k	<u>g</u> ym	j	g	wh <u>y</u>	i	y
ic <u>i</u> cle	s	k	<u>e</u> ngine	j	g	g <u>o</u>	o	o
<u>c</u> an't	s	k	<u>g</u> uess	j	g	w <u>e</u>	e	e



5. Circle the words with the right vowels.

The **boi**, **boy** got his **toi**, **toy** in **toun**, **town**.

The **oul**, **owl** is **broun**, **brown** and white.

The **oil**, **oyl** ran **out**, **owt** of the truck.

 **6. Put a period or question mark.**

Who is in the house

Joy ate the pie

Benny ran to the step

What color is the rose

○  **7. Write the sentence. Space your words.**

On day three, God made the plants.

Write
Neatly!

Handwriting practice lines consisting of solid top and bottom lines with a dashed midline.

Spell Number Words

two

four

three

ten

 8. Write the word for each number.

10 _____


2 _____

4 _____

3 _____

 9. Match the words that rhyme.

three	me
ten	zoo
four	more
two	hen



 10. Match the words to the way they sound.

three

tĕn


ten

tŭ

two

thrĕ

oo = *ü*



book

ü

o = *ü*



wolf

1. Circle *ü* words that say *ü*.

The wolf stood by the pool.
 Mom will cook good food.
 The hood is on the hook.

He stood on one foot.
 Jane was reading a good
 book down by the brook.



Sometimes oo says *ü*.
 Sometimes oo says *ü*.



2. Write *ü* or *ü* on the lines.

good _____ look _____ moon _____ food _____
 book _____ tool _____ wood _____ soon _____

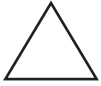
3. Circle the suffixes.

rainy messy looking cooker moons

Lesson 5



4. Read the words three times.



I can read _____ words in 1/2 minute.

foot	book	took	hook	booth	food
cook	hook	look	nook	chew	fudge
wolf	brook	wool	moon	smooth	page
wood	shook	stood	spoon	new	rice



5. Write a sentence with a word from Number 4.



6. Circle the sound of the underlined letters.

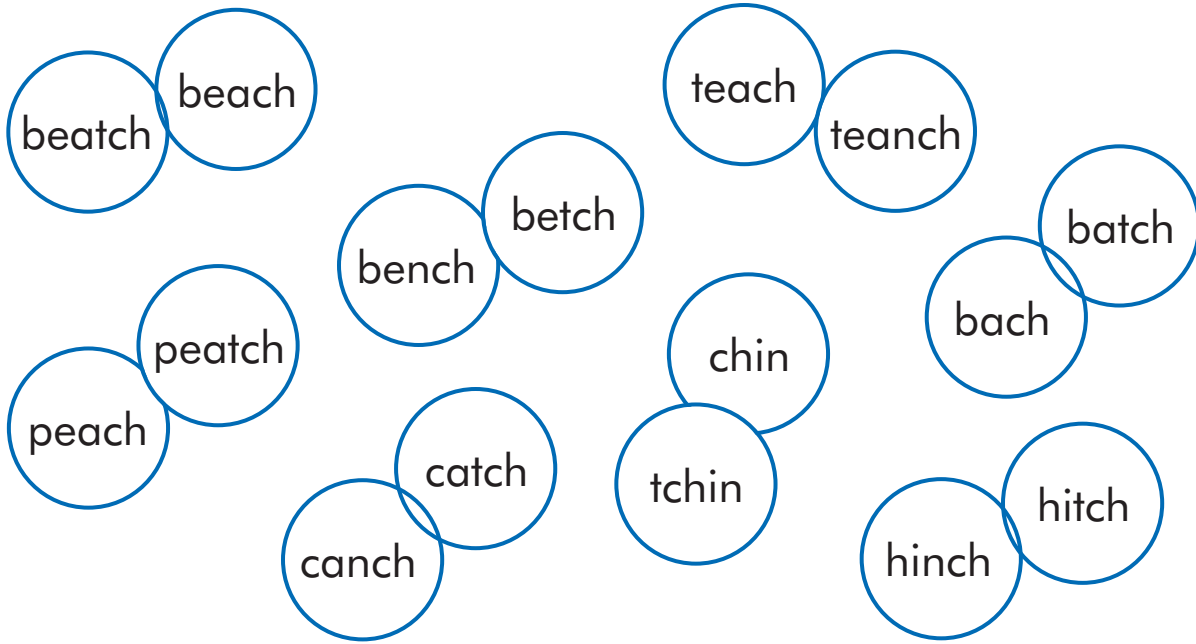
rage	g j	<u>y</u> es	y ī	ch <u>e</u> wed	ü ú
sh <u>o</u> ok	ü ú	b <u>o</u> ok	ü ú	my	ē ī
r <u>a</u> ce	k s	no <u>s</u> e	s z	mo <u>o</u> n	ü ú
<u>c</u> ase	k s	loo <u>k</u> ed	d t	ba <u>b</u> by	ē ī



7. Write the words in alphabetical order.

two rice six use

 **8. Color the words that are spelled right.**



beatch beach teach teanch
bench betch batch
peach peatch chin tchin
hinch hitch
canch catch

 **9. Write the sentence. Space your words.**

On day four, God made the sun.

Write

Neatly!
