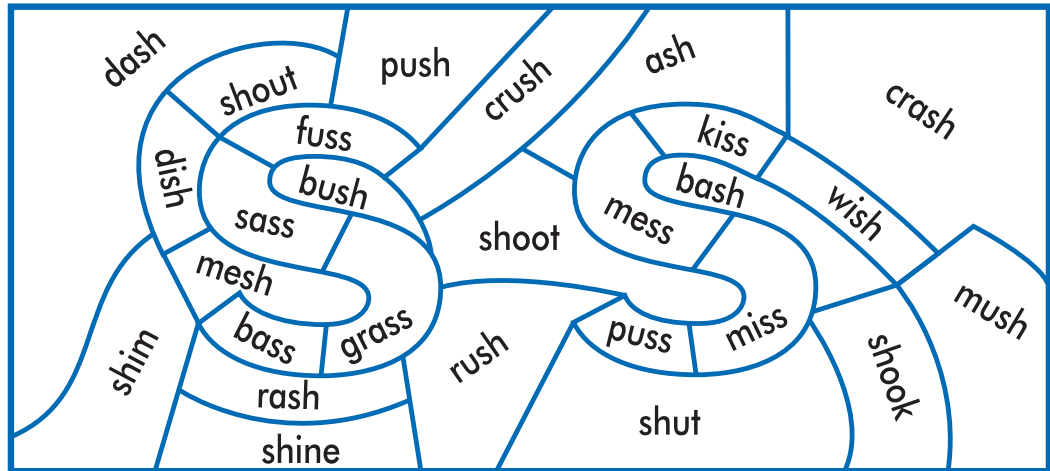


## PART 2

## Double Endings

- △ 1. Color the consonant digraph words yellow.   
 Color the ss words red.

# SS



2. Put a  $\checkmark$ .

Circle the letters ss.

less

kiss

miss

lass

bass

pass

fuss

mess

3. Circle the letters.

c - a e i o u

k - a e i o u

4. Circle the consonant digraph.

ss

sh

ke

ll

**Lesson 5**

**5. Write** *ke* **or** *ck*.

bǎ \_\_\_\_\_      bā \_\_\_\_\_      shǎ \_\_\_\_\_      shā \_\_\_\_\_

**6. Make lines to make pictures.**

**Color the pictures.**

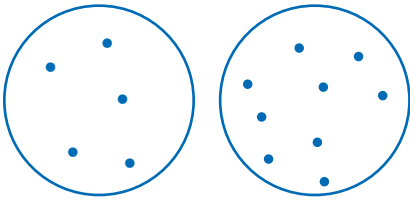
○ **7. Penmanship**

Y Y Y . . . .

Z Z Z . . . .

E . F . H .

8. Write the words.




---



---



---



---



---



---




---



---



---




---



---



---



---



---



---



---



---



---

9. Put an X on the one that is *not* a word.

bake

kid

miss

kan

sak

cid

fuss

can

sake

Ken

kis

kin

10. Write *is* or *are*.

Children

---



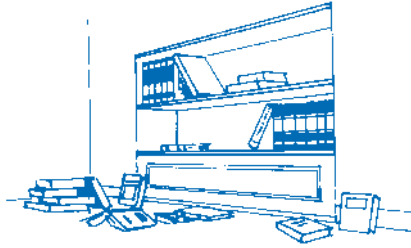
---

very happy if they obey.

# Take Care of Books

1. Circle the good pictures.

Put an X on the bad pictures.



2. Circle the letters.

Put a ^ or ˇ.



pa \_\_\_

ss ff

lo \_\_\_

ke ck

fu \_\_\_

s ss

bi \_\_\_

ss ke

me \_\_\_

ss ff

cu \_\_\_

ff f

pu \_\_\_

ff f

mu \_\_\_

ff f

hu \_\_\_

f ff

**3. Write the alphabet letters.**

\_\_\_\_\_

-----

\_\_\_\_\_

**4. Circle the capital letter.**

P o d

**5. Circle the period.**

? . ,

**6. Circle the vowel.**

u n c

**7. Circle the consonant.**

a i m

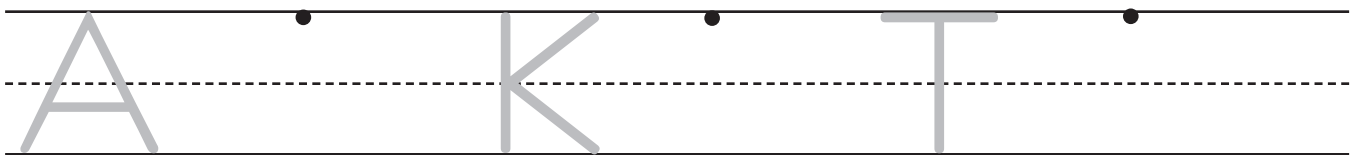
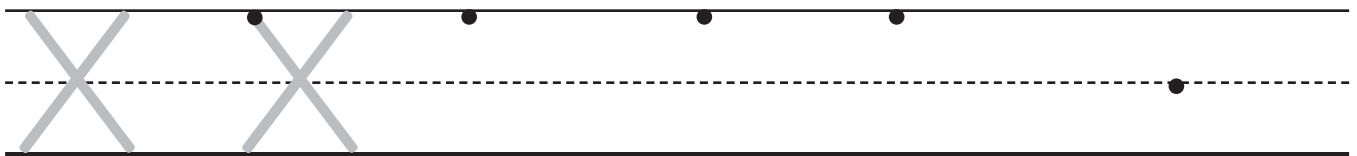
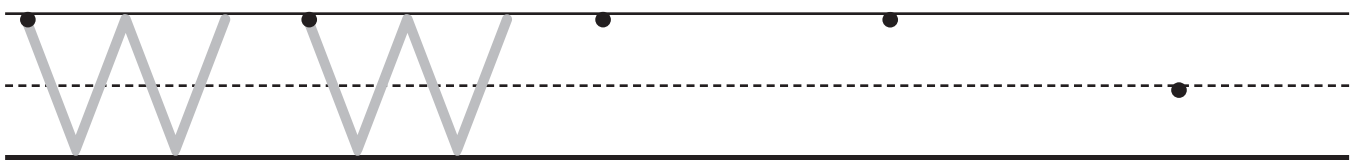
**8. Circle the word with ə.**

shine was miss

**9. Circle the consonant digraph.**


sh h ke

**10. Penmanship**



Lesson 6


11. Write the words.



---

---

---



---

---

---



---

---

---



---

---

---



---

---

---



---

---

---

12. Put an X on the one that is *not* a word.

huff  
puff  
cuf



las  
miss  
mass



cuff  
muff  
buf



pas  
fuss  
bass