

# 11

A beaver can hold its breath under water for 15 minutes.



- Count forward and backward by 4's to 40.
- Count by even numbers to 30.



- Practice your K and L flash cards for 5 minutes.
- Do Speed Drill 11 on page 77.



- Record your score in the graph on page 71.

## Add or Subtract Money

Follow the steps to add or subtract money.

**STEP 1** Copy the numbers. Keep the decimal points in a vertical line.

**STEP 2** Add or subtract as usual.

**STEP 3** Write a dollar sign. Write a decimal point in the answer. Make sure the decimal point is in a vertical line under the other decimal points.

$$\begin{array}{r}
 \boxed{1} \\
 \$2.20 \\
 + \quad .85 \\
 \hline
 \$3.05
 \end{array}$$

NEW

NEW

Copy and solve. The first one shows you how.

1.  $\$1.23 + \$.12$

$  \begin{array}{r}  \$1.23 \\  + .12 \\  \hline  \end{array}  $
--

$\$5.40 + \$2.25$

$  \begin{array}{r}  \\  \\  \hline  \end{array}  $
---

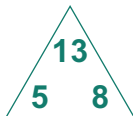
$\$3.67 - \$1.32$

$  \begin{array}{r}  \\  \\  \hline  \end{array}  $
---



Write the four related facts.

2.



<b>Twins</b>	
<b>Related Subtraction Facts</b>	



Write the answers.

3.	$5$	$13$	$13$	$8$	$7$	$11$	$11$	$4$
	$+ 8$	$- 8$	$- 5$	$+ 5$	$+ 4$	$- 7$	$- 4$	$+ 7$
	$\square$	$\square$	$\square$	$\square$	$\square$	$\square$	$\square$	$\square$

**We Remember**



Solution

4. “Do you remember some of the flower shapes we saw?” asked Miss Mary.

“Yes,” said David. “I saw 3 dandelions in the shape of a circle. There were 2 trilliums that looked like triangles and 6 violets in the shape of a pentagon.”

How many flowers did David see?

\_\_\_\_\_ flowers



5.

$342$	$589$	$63$	$42$	$63$	$3$
$+ 42$	$- 34$	$+ 32$	$+ 2$	$22$	$1$
$-----$	$-----$	$-----$	$-----$	$-----$	$-----$
$-----$	$-----$	$-----$	$-----$	$-----$	$-----$

6.

$756$	$232$	$23$	$\square$ $137$	$\square$ $483$
$- 524$	$+ 524$	$+ 42$	$+ 582$	$+ 444$
$-----$	$-----$	$-----$	$-----$	$-----$
$-----$	$-----$	$-----$	$-----$	$-----$

Colour the tenth shape.



7. Which shape is not a polygon? th

Write the next three numbers for this time pattern.


8. 3:30 3:45 4:00 \_\_\_\_\_

Write the time for each clock.


9.



\_\_\_\_\_




\_\_\_\_\_




\_\_\_\_\_

Put hands on the clocks.


10.



3:40



7:00



2:50

Write = or  $\neq$ .

11.  $8 + 5$   13

12. 12   $3 + 8$

13. 1 dime  10 pennies

Circle the number of different digits that can be used to write any number.

14. 5 100 10 20

Write the tens the numbers come between.

15. \_\_\_\_\_ 72 \_\_\_\_\_ 25 \_\_\_\_\_

## Lesson 11

Fill in the blanks.

- 16. 1 pint = \_\_\_\_\_ cups
- 17. 1 quart = \_\_\_\_\_ cups
- 18. 1 quart = \_\_\_\_\_ pints
- 19. 1 pound = \_\_\_\_\_ ounces

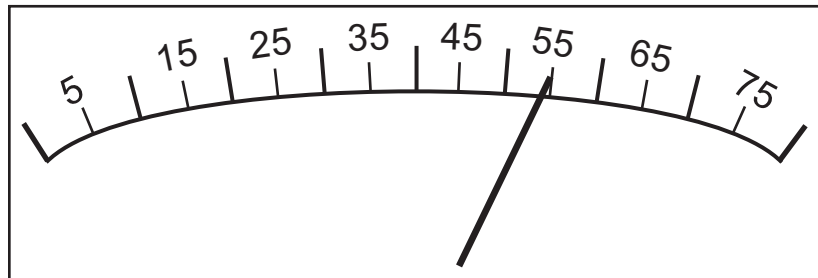
Show the hundreds, tens, and ones in each number.

20.

	hundreds	tens	ones
384			
642			
706			

The hand on a speedometer shows how fast a car is moving. What number does the hand on this speedometer point to?

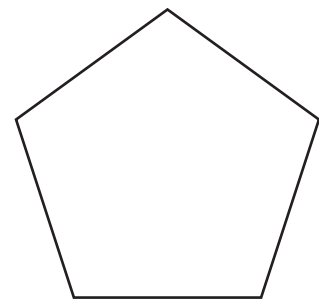

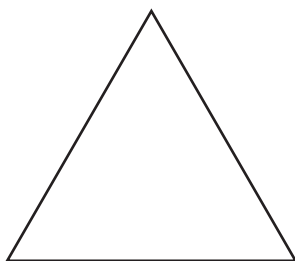
21. \_\_\_\_\_



**Just for Fun**

- Draw a flower with 3 petals inside the triangle.
- Draw a flower with 4 petals inside the square.
- Draw a flower with 5 petals inside the pentagon.

22.



You may colour the flowers.