

- ... put words in categories
- ... practice scanning
- ... count the number of paragraphs in a story
- ... find contractions and compound words in the story
- ... alphabetize by the fourth letter
- ... answer questions about stories
- ... learn what it means to put coals of fire on someone's head

A Hero for Nero

Lesson 6

A Hero for Nero**“Finally, my brethren, be strong in the Lord.”**

Ephesians 6:10

Glossary Words

coward

bear

**Find *coward* in the glossary. Underline the sentence that is true.**

1. a. A coward is afraid to do what is right.
- b. A coward is afraid to do what is wrong.

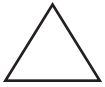
**Circle the word in each sentence that could be replaced with the word *bear*.**

2. “Please carry this box to the car, John.”
3. “I can’t stand having to listen to people complain.”

Say Them Right

bravery — **brāv'** ə r ē
 hero — **hē'** rō

miserable — **mĭz'** ə r ə bəl
 immediately — ĭ **mē'** dē ə t lē



Before the Story

A brave person sometimes fears one little thing. One girl who wasn't afraid to kill a rattlesnake would jump on a table if she saw a mouse run across the floor. A man who hunted bears with bow and arrows was afraid to go to the dentist.

Howard Briggs thought he was brave. His friends thought he was brave. Read the story and decide what you think.



Read "A Hero for Nero."

The Correct Order

 Number the sentences in the order they happened.

4. Howard ran out of the house in great fright.
- Nero went into the living room.
- Howard told his mother what he had done.
- The ball knocked the vase off the table.
- Mother got a stick to use on Nero.

8. "Every man did that which was right _____
 _____"
 _____" (Judges 17:6).



Prepare for oral reading class. Be ready to tell what words you think Howard found very hard to ever say.

A Hero for Nero **Lesson 7**



I had oral reading class. ____yes ____no

Scan the Story



Scan the story for words with suffixes. Write four words with different suffixes.

○ 1.



Scan the story for contractions. Write two of them.

2.



Scan the story for compound words. Write two of them.

○ 3.



Count the number of paragraphs in the story. Write the number here.

4.

Alphabetizing by the Fourth Letter

 Follow the directions to write the words in alphabetical order.

sho@t shop show shone shoe shock

- Write *sho* at each number. One is done for you.
- Circle the fourth letter in each word above. One is done for you.
- Use the circled letters to decide the order in which the words would go, and finish writing each word in correct order.

5. sho

6. _____

7. _____

8. _____

9. _____

10. _____

The Story Verse

 "Finally, my brethren, be strong in the Lord." Ephesians 6:10

 Answer this question.

- 11. Since Howard was so afraid of punishment, what should he have done?

 Learn the verse and say it to your teacher.



Coals of Fire



“Thou shalt heap coals of fire on his head.”

Romans 12:20

Glossary Words

widow

seized

downcast

mischief

spokes

heaping



Find *widow* in the glossary. Write *true* or *false* after each sentence.

1. A widow can be a man or woman.

2. A widow always lives alone.

3. A widow had a wedding day.

4. A widow always has children.

5. A widow once had a husband.

6. A widow might be a little girl.

7. A widow’s husband is not living.



Put a glossary word in each sentence.

8. “Be careful, and don’t get into any _____, Mike,”

Mother warned as her son ran out the door to go to his friend’s house.

9. “Don’t look so _____ , Jerry—it can’t be that bad,”
said Jennifer.
10. “That looks good, Mom. Just keep _____ it on my plate.”
11. James _____ the ax and began chopping at the tree.
12. Tom broke his leg when he got his foot caught in the _____
of the wagon wheel.

Say Them Right

hickory — **hĭk'** ər ē

injury — **ĭn'** jər ē

delivering — dĭ **lĭv'** ər ĭng

surrounded — sər **raʊnd'** əd



Before the Story

Two or three things in this story show that it likely happened many years ago. They are things that would not be like things are these days. Watch for them as you read.



Read “Coals of Fire.”

How did You Know?



Write something from the story that shows it happened long ago.

○ 13.

Where in the Dictionary?



Write a word from the box in each blank to show which words it would come between in a dictionary.

14.

read

reed

15.

rhyme

roam

16.

raid

rate

17.

root

ruin

ride
ram
red
rotten

Alphabetizing



Put these words in alphabetical order. Circle the fourth letters as you did in Lesson 7 if you need to.

think
thick
this
third
thief
thither

18.

a.

b.

c.

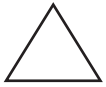
d.

e.

f.



Prepare for oral reading class. Be ready to give your answer to Number 13.



I had oral reading class. ____yes ____no

Billy or Neil?

 Write *Billy* or *Neil* to answer the questions.

- 1. Who planned to work on Saturday? _____
- 2. Who planned to play on Saturday? _____
- 3. Whose plans did not work out? _____
- 4. Whose mother was a widow? _____
- 5. Who heaped the coals of fire? _____
- 6. Whose mother was ashamed of him? _____
- 7. Who changed his mind about what was fun? _____
- 8. Who obeyed the story verse? _____
- 9. Who did you like best? _____

 Write a sentence telling why you liked him best.


- 10. _____

Review Your Glossary Words

 Write the boldfaced letter from the correct glossary words beside each definition below.

- 11. one who is afraid
- 12. parts of a wheel
- 13. woman whose husband is dead
- 14. stacking
- 15. naughty actions
- 16. carry
- 17. grabbed
- 18. very sad

bear
 coward
 downcast
 heaping
 mischief
 spokes
 seized
 widow

 Circle the word in the box above that would have to be moved up to be in alphabetical order. Put a check in this box if your answers to Numbers 11-18 spelled a word.

The Story Verse

 "Thou shalt heap coals of fire on his head."

Romans 12:20

 Check the box in front of the true sentence.

- 19. *Heaping coals of fire* is a figure of speech.
- Heaping coals of fire* means just what the words say.

 Underline each ending that makes the sentence true.

20. **When you heap coals of fire on someone's head, you—**

—obey the Bible.

—try to get even with them.

—try to hurt one who has hurt you.

—do what Jesus did.

—sometimes make a friend.

—try to set his hair on fire.

—return good for evil.

—show love to him.

 Say the story verse to your teacher.



Quiz 2

Lesson 10

Review Your Work



- Be sure you can say the story verses.
- Make sure you know the meanings of all the glossary words.
- Be sure you understand all the other work you have done.
- If you do not understand something, ask your teacher to explain it.

Tell your teacher when you are ready to take Quiz 2.

