

READING 302

Doors to Discovery

Have you ever heard the song about the dreadful Paul? No? Well, in this LightUnit, you will find out about it. You will spend some time with the Chase family, who got lots and lots of pumpkin pies from something they found in a button bag. And you'll spend some time with Ben and Mary Chase as they take care of an unusual stranger.

You will learn to get rid of certain kinds of blacksnakes, and why it is important to do even the smallest jobs as well as you can.

You will read about some followers of Jesus who thought they were seeing a ghost one night until Jesus told them differently.

Remember—don't read ahead in your reader. You should read a story only when your teacher tells you to. That will make the stories more interesting to you when you do read them. And that way, you will have good, new stories to read all year long.

Happy reading!

-SECTION 1-

In Section 1, you will . . .

- . . . learn the meanings of and work with glossary words
- . . . practice saying the Say Them Right words correctly
- . . . give reasons why things may have happened
- . . . find homophones

- ... put words in categories
- ... review good oral reading practices
- ... practice reading orally
- ... make words plural by following rules
- ... learn story verses and their meanings
- ... tell what might happen if you treat others certain ways
- ... choose other words to say the same thing
- ... tell who or what a pronoun means
- ... tell things the story didn't say

The Dreadful Paul **Lesson 1**

The Dreadful Paul



“Therefore if thine enemy hunger, feed him.”

Romans 12:20

Glossary Words

dreadful

conquers



Write a glossary word beside each synonym. Use each twice.

1. **defeats**

3. **fearful**

2. **terrible**

4. **beats**

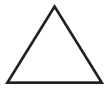
Say Them Right

prison — **prīz'** ən

insisted — ĭn **sīs'** təd

questioningly — **kwēs'** chən ĭng lē

nasty — **nās'** tē



One of the Say Them Right words has four syllables. Say it carefully and slowly until you can pronounce it smoothly. Say the other words several times. Read them to your teacher.

Before the Story

Have you ever gotten the wrong idea about the words in a song? Laura thought one of her school songs was about a boy she didn't like. But not understanding a word wasn't her biggest problem. What can a third grade girl do about a big boy who likes to play mean tricks on her?



Read "The Dreadful Paul."

What Caused It?

The possum tail caused Laura to scream. The candy bar caused the dreadful Paul to stop his mean tricks.



Think what could have caused each of these things to happen. Write what you think.

Example:

Daddy put on coat, boots, fur cap, and gloves.

It had
gotten very cold.

- 5. Robbie looked at the clock, then began to write very quickly in his LightUnit.

- 6. The dog began to bark.

- 7. Big Sister began to take plates, forks, spoons, and glasses off the table.

Homophones

You know that homophones are words that sound alike, but are spelled differently.



Seven pairs of homophones are scattered through the sentences below. See if you can find four or five more pairs. Circle each homophone and write the pairs on the lines. One pair is done for you.

A. Laura brought home a sad tale of the mean things the dreadful Paul had done to her, but she was not allowed to be mean to him.

8. tale tail

B. My four friends came here to visit, but they stayed only one hour.

10. _____

C. When you read aloud to others, they should hear you pause after every comma.

11. _____

D. Our dog is black except for two white paws and a white tail.



13. _____

Categories



Put these words into their categories. You will not use one of them.

- few
- drizzle
- oh!
- some
- downpour
- ouch!
- mist
- many
- red
- whee!

14. **Ways to exclaim**

Rain

How Many



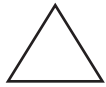
Write the one word you did not use. In the second blank, write the name of a category in which it would fit.

15.

Oral Reading

Be sure to remember these things when you read aloud.

- Speak loudly enough that everyone can hear you.
- Speak clearly and try to pronounce all the words correctly.
- Use good expression. Try to show by your voice how the person in the story is feeling.
- Be careful to observe punctuation marks. Pause a little at each comma, and be sure to come to a full stop at each period.



I had oral reading class. ____yes ____no

Three Ways to Make Plurals

- A. Add s to most words to make them plural.
- B. If the word ends in *sh*, *ch*, *x*, *s*, or *z*, add *es*.
- C. When a word ends with a consonant and a *y*, change the *y* to *i* and add *es*.



Write the plural of each word. In the box, write the letter of the rule you followed.

1.		watch			
2.		apple			
3.		fox			
4.		sky			

Yes or No?



Box Yes or No to show if the sentence is true or false according to the story.

- | | | |
|--|------------|-----------|
| 5. Laura got <i>pall</i> and <i>Paul</i> mixed up. | Yes | No |
| 6. <i>Pall</i> means “happiness.” | Yes | No |
| 7. Paul really acted dreadful. | Yes | No |
| 8. Laura laughed when she saw the possum tail. | Yes | No |
| 9. Mama suggested doing something nice. | Yes | No |
| 10. Mama suggested giving the candy bar. | Yes | No |

How to Read Orally



Write the correct words in these sentences about oral reading.

11. You should read loudly enough that _____ can hear you.

12. Speak _____ and try to _____ all the words correctly.
13. Use good _____. Try to make your voice show how the person in the story is _____.
14. Observe punctuation marks. You should make a slight pause at every _____, and come to a full stop at each _____.

The Story Verse



“Therefore if thine enemy hunger, feed him.”

Romans 12:20

The Bible says we should love everyone. We should not try to get even or pay others back for unkind things they have done. Instead we should do something kind to them.

God wants us to do good to others, no matter how they treat us. If they are mean to us, we should love them, be kind to them, and pray for them. That may not cause them to change and be nice to us, but it is still the right thing to do. God will bless us if we take His way.



Underline what you think will happen.

15. If someone is mean to you, and you do something unkind to him, what likely will happen?
- a. He will want to be your friend.
 - b. He will do something else mean to you.

- 16. If you do something nice to a mean person, what will likely happen?
 - a. He will probably stop being mean to you.
 - b. He will probably keep on being mean.
- 17. If that person would still act mean, what should you do?
 - a. Keep on being nice to him.
 - b. Stop being nice to him.

 Say the story verse to your teacher.




The Last Pumpkin Seed Lesson 3

The Last Pumpkin Seed

 "O give thanks unto the LORD; for he is good." 1 Chronicles 16:34

Glossary Words

forenoon cloak chuckle spied

 These sentences use synonyms of the glossary words. Write the glossary word beside the sentence that has a synonym in boldface type.

- 1. _____ Did Sally **laugh** when she heard the story?

- 2. _____ Dad wore his heavy **coat** when the temperature
 _____ dropped below freezing.