

Revising

REVISING

Revising is an important part of writing. Look at your paragraph. What can you do to make it better? Do you want to change the order of any words or sentences? Can you think of better words to use?



Follow these steps to revise your paragraph.

1. Read your paragraph.
 Change the order of any sentences that need to be changed.
 Choose better nouns, verbs, and adjectives.
 Take out any sentences that are not important.



If you followed the steps, find and paste a picture of the animal you are writing about in the box.

○ 2.

WE REMEMBER

 **Underline each adjective. Draw an arrow to the noun it describes.**

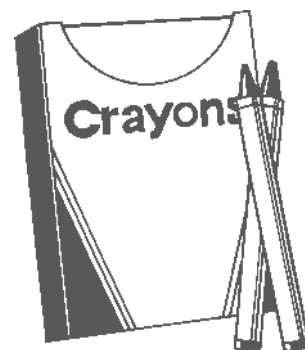
3. An oriole built a nest in the big tree near the horse barn.

 **Underline the correct adjectives.**

4. Wednesday was the **bad, worse, worst** day of this week.
 5. The neighbors have a **bad, worse, worst** dog.
 6. Telling a lie is **bad, worse, worst** than getting your finger cut.

 **Put a line through the sentences that are wrong.**

7. ~~Today is sunny yesterday it snowed.~~
 Today is sunny, but yesterday it snowed.
 8. ~~These crayons are new one is broken.~~
 These crayons are new, but one is broken.



 **Say the first verse of “Mr. Nobody” to someone.**


- △ 9. I said the first verse correctly.

 **Answer these questions.**

10. Is there really a Mr. Nobody? no
 ○ 11. Why does the person writing the poem say there is?

example: No one wants to say
they did the bad things.

Penmanship




No one likes to see trash along the road.
The *No Littering* sign reminds us to keep things beautiful and put trash where it belongs.



Write *No Littering* beside the sign on page 51.

○ 12.



If your words are not too light or too dark, put a smiley face in the circle.

S-P-E-L-L-I-N-G



Write a spelling word for each definition.

13.

at any time ever

how is

how's

twelve

dozen

let us

let's



Write spelling words to name the pictures.



○ 14.

nurse

doctor



Do this on other paper.

- 15. Write the Section 1 spelling words.

Lesson 4

Editing and the Final Copy

EDITING

To edit means to check for misspelled words and wrong capitalization and punctuation.



Follow these steps as you edit your paragraph.

1. Check for misspelled words.
- Look for incorrect or missing punctuation marks.
- Look for incorrect capitalization.
- Make sure you used the correct forms of verbs and used helping verbs where you needed them.

FINAL COPY

Now you are ready to write the final copy of your paragraph about the animal. This will be the copy for others to read. Use your best handwriting.

Lesson 4



Check the boxes as you do these things.

- 2. Use a clean sheet of paper.
- Write the title in the middle of your paper on the top line.
- Indent the first line of your paragraph.
- Use your best handwriting.

WE REMEMBER



Follow the steps for memorizing to memorize four more lines of “Mr. Nobody.” Then say the first 12 lines to someone.

’Tis he who always tears our books,
Who leaves the door ajar,
He pulls the buttons from our shirts,
And scatters pins afar;



- △ 3. I said the first 12 lines correctly.



Circle the phrase that tells what “leaves the door ajar” means.

- 4. a. leaves a jar standing in the doorway to hold the door open
- b. leaves the door standing open instead of closing it



Write the references and times correctly.

5. romans 1 2 2 0

Romans 12:20

6 2 0 p m

6:20 p. m.

colossians 3 2

Colossians 3:2

4 3 0 p m

4:30 p. m.


 **Underline the correct word. Circle the other *no* or *not* words.**

6. I (don't) have anything, nothing in my lunchbox.
7. He (hasn't) ever, never eaten frog legs.

 **Write *first draft* or *revise* on the lines.**

8. Use notes from your explorings first draft
9. Choose better nouns, verbs, and adjectives revise
10. Change the order of sentences revise
11. Write a topic sentence first draft

Penmanship



If you are not sure where the hospital is, follow the signs like these. They take you right to the hospital.



 **Write *Hospital* beside the sign on page 51.**

- 12. If your letters are spaced right, write your initials here. _____

S-P-E-L-L-I-N-G

 **Write spelling words in the blanks.**

13. Always try before you say "I can't."

