

## Extra Activity

Find a friend who will read information in the encyclopedia with you. Find *monkey* in the encyclopedia. Talk about the pictures. Can you find answers to these questions?

1. What do monkeys eat?
2. How does a monkey use its tail?
3. How many different kinds of monkeys can you find?
4. Do some kinds of monkeys have longer tails than other kinds?

# SECTION 3


## Lesson 11

### The Atlas

You have learned about two kinds of reference books—dictionaries and encyclopedias. An **atlas** is another reference book.

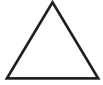
An atlas is a book of maps. It shows countries and cities. It shows rivers, lakes, and oceans. Some maps show mountains and flat lands. The maps in an atlas are listed in alphabetical order.

Some atlases show the roads in an area. You can use these atlases to help you find your way when you travel.



**STUDY**

**atlas** (at' ləs) a book of maps



**Say this word to someone.**



**Match the reference book to its description.**

- |                          |   |
|--------------------------|---|
| 1. <b>encyclopedia</b> • | • a book that gives information about words |
| <b>dictionary</b> •      | • a book of maps                            |
| <b>atlas</b> •           | • a set of books with many different topics |



**Which would you use to find the information?**

**Circle D for dictionary, E for encyclopedia, or A for atlas.**

- |   |          |          |          |
|---|----------|----------|----------|
| 2. the important highways in New York       | <b>D</b> | <b>E</b> | <b>A</b> |
| 3. information about sunflowers             | <b>D</b> | <b>E</b> | <b>A</b> |
| 4. how many miles from one city to the next | <b>D</b> | <b>E</b> | <b>A</b> |
| 5. where the mountains are in your country  | <b>D</b> | <b>E</b> | <b>A</b> |
| 6. the meaning of <i>atlas</i>              | <b>D</b> | <b>E</b> | <b>A</b> |
| 7. the country south of the United States   | <b>D</b> | <b>E</b> | <b>A</b> |

---

**WE REMEMBER**



**Underline the correct word.**

- Set, Sit** the pitcher of water on the table.
- The hummingbird will not **set, sit** on the bush very long.

Lesson 11



Put exclamation marks after two of these sentences.

- 10. That hurt
- What will you do tomorrow
- Oh, how pretty



Circle the letters that should be capitalized.

- 11. father's day      christmas      good friday      labor day



Underline the correct pronoun. Circle *S* for *singular* and *P* for *plural*.

- 12. He, His answers are correct.      **S**      **P**
- 13. Those, This kittens are ours.      **S**      **P**
- 14. The smallest pony is me, mine.      **S**      **P**



Underline the letters that should be capitalized.  
Add punctuation marks where needed.

- 15.

april 23 2000

dear aunt mae

thank you for the nice time we had at your house. Jenny and i enjoyed playing the game Upwards. we also liked the snacks you gave us. We hope we can visit you again soon.

Love  
judy and jenny

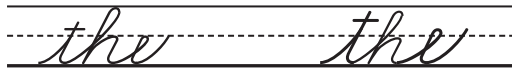
# Penmanship



Be careful to make your letters the correct size.

Like this—

Not like this—



Turn to page 60 and write Sentence 10.

- Are my letters the right size, Teacher?

Good

Fair

Poor



## S-P-E-L-L-I-N-G

### WORDS TO SPELL 3

born	morning	middle	pasted	skating
horn	paddle	safely	ripest	leaving
score	table	hopeful	April	Apr.

Many words end with *e*. Often we want to add suffixes to these words. Drop the *e* to add a vowel suffix. Do not drop the *e* to add a consonant suffix.

**care** – **caring** – **careful**

**late** – **later** – **lately**

Lesson 11



Write the root word and add the suffix.

16. leave (ing)

\_\_\_\_\_  
-----  
\_\_\_\_\_

ripe (est)

\_\_\_\_\_  
-----  
\_\_\_\_\_

paddle (s)

\_\_\_\_\_  
-----  
\_\_\_\_\_

hope (ful)

\_\_\_\_\_  
-----  
\_\_\_\_\_



Write the spelling words that have the  $\bar{a}$  sound.

17.

\_\_\_\_\_  
-----  
\_\_\_\_\_  
-----  
\_\_\_\_\_  
-----  
\_\_\_\_\_  
-----



Mark the accented syllable. Check your work with a dictionary.

18. pad dle

mid dle



Write spelling words that are in the third part of the dictionary.

19.

\_\_\_\_\_  
-----  
\_\_\_\_\_  
-----  
\_\_\_\_\_  
-----  
\_\_\_\_\_  
-----



\_\_\_\_\_  
-----  
\_\_\_\_\_  
-----  
\_\_\_\_\_  
-----



Write a spelling word in this verse.

20.

“Thou preparest a \_\_\_\_\_ before me in the presence of mine enemies: thou anointest my head with oil; my cup runneth over” (Psalm 23:5).



Cut out the Section 3 spelling bookmark.

## Alphabetical Order

You have learned to write words in alphabetical order. You know how to alphabetize words that have the same first letter.

middle       morning       myself

When the first two letters in a group of words are the same, look at the third letter. Then write the words in alphabetical order by the third letter. The groups of words below are in alphabetical order.

cri <u>es</u>	honest	tw <u>en</u> ty
cro <u>w</u>	hopeful	tw <u>in</u> e
cry <u>in</u> g	horn	tw <u>o</u>



Number the words in each set in alphabetical order.

- 4 rewind
- 2 repaint
- 1 reap
- 3 rest

- 2.
- point
  - ponies
  - pocket
  - pool

- 1.
- born
  - bookmark
  - bounce
  - bottom

- 3.
- ferry
  - February
  - fender
  - feast

A  
B  
C

## WE REMEMBER



Find *Eskimos* in the encyclopedia. Look at the pictures and read the sentences under them. Write phrases to answer the questions.

4. What do Eskimos do to make a living?

---

---

---

5. How did Eskimos travel long ago?

---

---

---

6. How do they travel today?

---

---

---



Find *caribou* in the dictionary. Circle the correct answers.

- 7. *Caribou* has **2, 3, 4** syllables.
- 8. The **first, second, third** syllable is accented.
- 9. A caribou is like a **bear, deer**.



Write a phrase to tell what an atlas is.

10.

---

---

---



Put exclamation marks after three of these sentences.

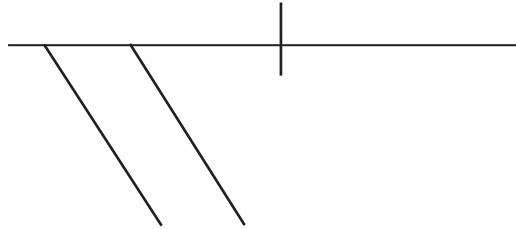
- 11. Look out for that car
- My apple is sweet
- The barn is burning
- How wonderful God is





Diagram the sentence. Print the words.

12. The hungry caribou ate.



Circle the correct words.

13. Please **set**, **sit** the groceries on the counter.

14. You may **set**, **sit** the box of books on the shelf.

15. You may **set**, **sit** on the couch.



Underline each article. Draw an arrow from it to its noun.

16. I found a worm in the apple.

17. An army ant bit her.

## Penmanship



Like this—  a b k

Not like this—  a b k



Write Sentences 11 and 12 on page 60.

Teacher, are my letters the right size and shape?

**Good      Fair      Poor**

# S-P-E-L-L-I-N-G



Write the spelling words that have suffixes. (The *-ing* in *morning* is not a suffix.)

18.

_____	_____	_____
-----	-----	-----
_____	_____	_____
-----	-----	-----
_____	_____	_____

Words ending with *le* usually have more than one syllable. The *le* and the consonant just before it make one syllable. Divide words ending with *le* into syllables like this:

med-dle

tan-gle

pud-dle



Print the spelling words that end with *le*. Divide them into syllables.

19.

_____	_____	_____
-----	-----	-----
_____	_____	_____



Write spelling words that are antonyms for these words.

20.

evening

_____
-----
_____

hopeless

_____
-----
_____

died

_____
-----
_____

staying

_____
-----
_____



Write a spelling word for each pronunciation.

21.

hörn

_____
-----
_____

ā' prəl

_____
-----
_____

mörn' ing

_____
-----
_____

skör

_____
-----
_____