


## Section 1

# Seeing Colors, Shapes, and Sizes

### Lesson 1

### Seeing and Feeling

God made you. He gave you two eyes. You can see with your eyes. Look around you.



**Write three things that you can see.**

△ 1. \_\_\_\_\_  
\_\_\_\_\_

△ 2. \_\_\_\_\_  
\_\_\_\_\_

△ 3. \_\_\_\_\_  
\_\_\_\_\_

You can see colors. You can see shapes. You can see sizes. Think about the things you wrote on the lines in the first part.



**Fill out this chart about things you can see.**

	Things You Can See	Color	Large or Small
△ 4.			
△ 5.			
△ 6.			

You can learn many things by looking around you. Use your gift of eyes in a good way to see the world God made for you to enjoy.

God also gave you hands and feet. You feel things with your hands and feet. You can feel things that are hard, rough, wet, or sticky. You can feel things that are hot, sharp, or slippery.



**Write a word in each blank to show things you can feel.**

△ 7. Name something hard.

---

---

---

△ 8. Name something hot.

---

---

---

△ 9. Name something wet.

---

---

---

△ 10. Name something sticky.

---

---

---

△ 11. Name something sharp.

---

---

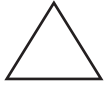
---

In this LightUnit, you will learn more about God's special gifts of seeing and feeling.



**STUDY**

**group** (grüp). a number of things gathered together



**Say this word to someone.**

God made many pretty colors for you to see. You see the colors with your eyes. You can name some of the colors. You can put things into **groups** by color. Colors can help you too.

What colors can you see now?



**In each box is a color name. Look for something that color. Use that color to draw it in the box.**

△ 1.

red	orange	yellow	green
blue	purple	black	brown

God made many pretty colors. You like to see the pretty colors. You can name some of the colors God made. You can name things that are red and yellow and orange and green. You can name things that are brown and black and white and blue and purple.

God is good. He made each thing just the right color. Have you seen red grass? Have you seen a purple cat? No, you have not. God made the grass green. He made cats that are yellow, brown, black, and white. But He did not make purple cats.




**Circle each color name with its color.**

- △ 2. purple yellow brown red  
black orange blue green



**Draw a line from the color name to something in the picture that is that color. Color the pictures.**

- △ 3. red  
blue  
green



△ 4.



brown

orange

purple

△ 5.



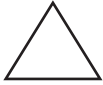
white

yellow

black

STUDY

**banana** (bə•nă•nə). a yellow fruit



Say this word to someone.

Some things are just one color. A leaf is green. A rat is brown.



Follow the directions.

- △ 1. Color some things green.
- △ 2. Color some things brown.






Some things are sometimes one color and sometimes another color.



**Follow the directions.**

- △ 3. Color some things red.
- △ 4. Color some things black.
- △ 5. Circle the thing that could be red or black.



Now you can group by color. You can tell which things are green and which are brown. You can tell which things are red and which are black.

God gave some things many colors. Many of the things you see all the time have two colors.

What do you see now?



**Do this activity.**

- △ 6. Draw something you see with two colors.
- △ 7. Color the picture.
- △ 8. Write each color name under the picture.

Colors can tell you many things. Do you like to see the lights when you ride on a street? The lights help Father and Mother drive. They help keep you safe. They tell Father and Mother when they should stop and when it is safe to go.



**Underline the right word.**

9. Which color says “Go”?

green      yellow      red

10. Which color says "Stop"?

green      yellow      red

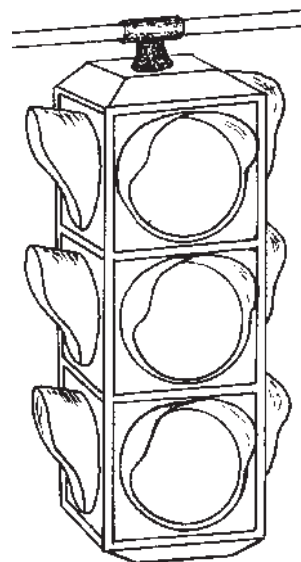
11. What does the yellow light tell Father and Mother to do?

stop      go      get ready to stop



**Do this activity.**

△12. Color the lights.



red

yellow


green

Colors can help to keep you safe. Colors can help you eat too.



**Follow the directions. Answer the questions.**

△13. Here is a banana. Color it green.



14. Is the banana ripe?

\_\_\_\_\_

-----

\_\_\_\_\_

15. Will you eat it now?

-----

\_\_\_\_\_

\_\_\_\_\_

16. Will you wait to eat it?

-----


\_\_\_\_\_

△17. Color this banana yellow.

\_\_\_\_\_  
-----  
\_\_\_\_\_


18. Is the banana ripe?

It looks good to eat now.  
It will taste good too.



△19. Color this banana very brown.

Now the banana is too ripe.  
It is so ripe that it began to rot.



20. Do you want to eat the banana now?

\_\_\_\_\_  
-----  
\_\_\_\_\_

The color of the banana helps you to eat it at the right time.  
A banana is good to eat when it is yellow.

## Lesson 4

## Seeing Shapes

STUDY  
WORDS WORDS WORDS WORDS WORDS WORDS WORDS WORDS WORDS WORDS WORDS WORDS WORDS WORDS WORDS WORDS

**rectangle** (rek•tan•gəl). a shape with four sides

**square** (skwar). a shape with all four sides the same

**triangle** (tri•an•gəl). a shape with three sides

WORDS WORDS WORDS WORDS WORDS WORDS WORDS WORDS WORDS WORDS WORDS WORDS WORDS WORDS WORDS WORDS

WORDS WORDS WORDS WORDS WORDS WORDS WORDS WORDS WORDS WORDS WORDS WORDS WORDS WORDS WORDS WORDS



Say these words to someone.